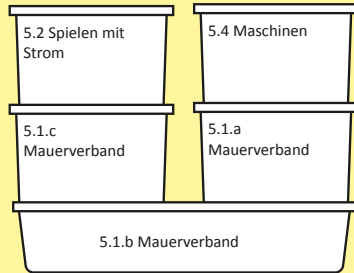


DIE TECHNIK TÜRME



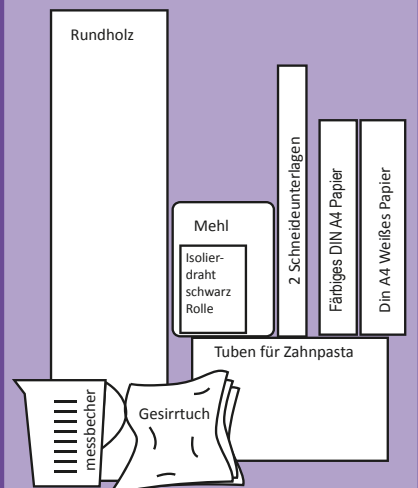
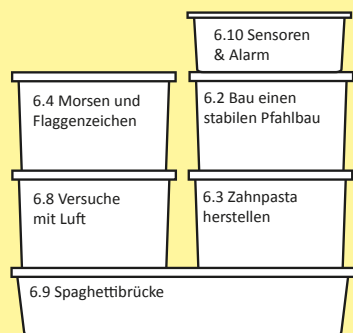
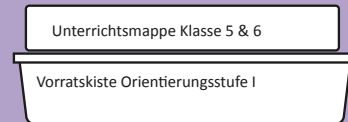
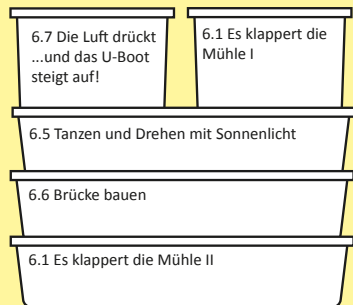
KLASSE 5 & 6



Schrankbretter am 12. Loch von oben befestigen



*Das Brett des rechten Schrankes am 10. Loch von oben befestigen



version 0217 © 2017 Creative Kids Concepts - All rights reserved.
Copyright © 2017 Virginie Gmelich Meijling